

# City Management and Public Protection Policy & Scrutiny Committee

<b>Date:</b>	<b>21 November 2018</b>
<b>Report of:</b>	<b>Cllr Tim Mitchell</b>
<b>Portfolio:</b>	<b>Cabinet Member for Environment and City Management</b>
<b>Report Author and</b>	<b>Charlie Hawken</b>
<b>Contact Details:</b>	<b><a href="mailto:chawken@westminster.gov.uk">chawken@westminster.gov.uk</a> 020 7641 2621</b>

## 1. Environment

### **Greener City Action Plan (GCAP)**

- 1.1 The GCAP annual report is currently in preparation. The report will highlight all the work done on the Greener City agenda over the last 12 months. It is proposed that a draft version of the GCAP annual report be brought to scrutiny in early 2019 for comments and steer ahead of the finalisation and publication of the report. As well as including sections on new targets set out in City for All 2018/19, the GCAP annual report will include details of results from the 2018 resident City Survey. The survey this year included a number of new environmental questions, which will be addressed in the GCAP annual report. There were also a number of questions repeated from previous years, which gives us long term trends in resident satisfaction and opinions on a variety of key topics.

- 1.2 Following discussions with senior officers and the cabinet member, the public consultation for WCC's Air Quality Action Plan 2019-23 will now take place in early 2019. This is to allow environmental / air quality responses to the City Plan and Oxford Street area consultations to feed into the Air Quality action plan, as well as avoiding the risk of 'consultee fatigue' due to several other high-profile consultations taking place concurrently.
- 1.3 With regards Westminster's 10 Air Quality Manifesto commitments, the consultation on expanding the successful diesel parking surcharge project is complete and a cabinet member decision is expected by the end of the year. Associated with this is the Leader's announcement of the £1m schools clean air fund, which is another Air Quality Manifesto pledge. This fund will go live following the implementation of any diesel surcharge policy (subject to cabinet member decision). Schools have been made aware of the fund proposals and have been invited to start working with us on their proposals and bids.
- 1.4 Work is continuing on the other eight Air Quality Manifesto commitments, including exploratory officer meetings on resident parking permits, and forward planning for strengthening the air quality and general environmental requirements for developers through new Supplementary Planning Documents which will accompany the new City Plan.
- 1.5 Officers are progressing work on Westminster's statutory Strategic Flood Risk Assessment, which will also support the City Plan.

### **Marylebone Low Emission Neighbourhood (LEN)**

- 1.6 Following the LEN Stakeholder meeting in September 2018 and a core steering group meeting in October 2018 there is continued good progress. The main development relates to the group agreeing on five main priorities for urban realm projects delivering air quality benefits within Marylebone, and the securing of £1.4m funding (at the last report this fund was £930,000) to deliver these from the Mayor's Air Quality Fund (MAQF), but mainly from CIL and S106 contributions locally. These projects (subject to traffic orders and investigations)

should start being delivered from December 2018 alongside complementary schemes including the Cycle Quietway and St. Vincent Street pedestrianisation. They focus on improving the pedestrian environment and reducing motor vehicle dominance, through improved crossings, linking green spaces, as well as extensive greening between the pedestrian and vehicle environments which will not only absorb pollution but also add value to the public realm.

- 1.7 The diesel parking surcharge trial across F-zone has been extended for a further year, following a full year of results which show an overall decline of 16% of pre-2015 diesel parking transactions in the area. F-zone has also seen a higher proportion of electric and hybrid vehicle transactions than other zones, suggesting appetite for behaviour change and shift towards cleaner vehicles.
- 1.8 LEN partners carried out a second round of air quality monitoring walks using a sophisticated mobile air quality monitoring device with support from King's College London, providing a detailed picture of relative concentrations of black carbon (a good indicator of harmful diesel emissions). A full report analysing the results will be delivered by October 2018.







## **2. Highways and Transport**







- 2.1 The current Experimental Traffic Order (ETO) for the trial of up to forty 20mph Limits across the borough reached its 12 month milestone on 5 September after which the Cabinet Member and Officers will now evaluate how to grow this programme borough-wide. This includes the requirements of the Oxford Street District proposal for a 20mph limit. Implementation may be phased according to how these linked programmes develop next year.

2.2 Following approval by the Cabinet Member for Environment and City Management in October the draft Local Implementation Plan Three (LIP3) Delivery Plan (TfL’s programme for supported transport schemes and projects, which includes walking and cycling and local safety schemes) document was submitted to TfL on 2<sup>nd</sup> November for its consideration. Once all consultation comments are received from TfL, Members, Stakeholders and Residents by mid-January 2019 a final programme will need to be re-submitted to TfL by 16 February to ensure formal approval of this three year Transport and Public Realm project delivery programme.

2.3 A ‘School Street’ to create a pedestrian and cycle zone outside St Mary’s Bryanston Square CE Primary School on Enford Street that will be operational around the drop off/collections times of the school only is to be implemented at the beginning of 2019. This would be the first of its kind for Westminster.

The table below shows the performance for reactive highway works on the carriageway and footway.

	<b>July 18 Performance</b>		<b>Aug 18 Performance</b>		<b>Sept 18 Performance</b>		<b>Completed within Time target. (Sept 18)</b>	<b>Target from 1 April '14</b>
<b>Priority 1 (2hour)</b>	100%		100%		99%		72 of 73	98%
<b>Priority 2 (24 hour)</b>	98%		100%		100%		196 of 196	98%

<b>Priority 3 (10 day)</b>	85%		100%		85%		<b>165 of 194</b>	98%
<b>Priority 4 (28 day)</b>	97%		100%		94%		<b>411 of 437</b>	98%

We are experiencing an increase in the number of footway reactive jobs raised above that level routinely expected. Crews are currently working weekends to bring down the backlog.

#### 2.4 **Planned Preventative Maintenance Footway – 2018/19**













- Schemes currently on site are Brewer Street, Fordingley Road and Hereford Road.
- There are no footway schemes due to commence before Christmas.

#### 2.5 **Planned Preventative Maintenance Carriageway – 2018/19**

- Ebury Bridge Road, Prince Consort Road, Warrington Crescent, Greville Road, Macroom Road, Ashmore Road, Scott Ellis Gardens, Herries Street, Kennet Road, Blenheim Road were completed in the last quarter.
- Loudon Road, Rossmore Road, Beaumont Street, Duchess Street, Greenwell Street, Southampton Street, Oxendon Street, Park Street and Ebury Square are all due for completion by the end of November.
- Warlock Road, Trevor Place, Fynes Street, and Abercorn Place are all due for completion by the end of December

## Lighting

2.6 The table below shows the current performance for reactive responses for lighting.

	July		Aug Performance		Sept Performance		Target from 1 April 14
<b>Priority 1 (2 hour)</b>	95%		97%		96% (26 of 27 jobs)		98%
<b>Priority 2 (24 hour)</b>	100%		100%		100% (4 of 4)		98%
<b>Priority 3 (48 hour)</b>	99%		96%		97% (401 of 413 jobs)		98%
<b>Priority 4 (7 day)</b>	100%		100%		100% (1 of 1 jobs)		98%

2.7 Lighting service performance continues to suffer higher levels of day burners than is acceptable due to communications failures between the lamp columns and the control equipment. To address the issue, improve street lighting and install smart city technologies three LED systems (two with CMS including IoT systems) are to be trialled. The outcome of the trial will be assessed by February 2019.

## Road Management

2.8 The table below shows the volume of activities on the highway:

	July Volume	Aug Volume	Sept Volume	Previous three months' average
<b>Utility Works</b>	788	821	691	860

<b>Crane Licences</b>	95	107	83	80
<b>Temporary Structures</b>	139	131	154	131
<b>Road Closures</b>	79	119	90	78

**Surface Water Management**

2.9 There were no operation issues in Q3. Relatively dry weather has persisted into the Autumn. Both our reactive and routine programmes have continued without any significant problems. The volume of reactive works has been below our projected numbers. This is likely to be a result of the improved routine maintenance service, a drier quarter, as well as the increased drainage improvement activities over the last year.

2.10 Our CCTV programme has been consistently on track all year. We continue to identify a range of defects across the network which many have been resolved through the drainage improvement programme. These works include heavy jetting, outlet patch lining repairs and dig out investigation. The on-going data collection continues to feed into a comprehensive drainage improvement programme which will progress the overall drainage network to a higher standard.

**Cycling**

2.11 The cycle hangar trial in Ilbert Street has been a success with all spaces occupied and a significant number of residents on a waiting list. The Cycle Hangars are now cleared by Planning as ‘permitted development’, so no further planning approval

for future locations is required and, subject to the hangars in Ilbert Street being moved across the road, the initial trial will be made permanent. The installation of 15 more hangars has been agreed, as part of the 2018/19 LIP funded Cycle Parking programme, and officers are in the process of identifying suitable sites with Parking colleagues. It is expected that the additional hangars will be installed by March 2019.

2.12 The Council was successful with its Judicial Review of TfL's Cycle Superhighway 11 (CS11). It is hoped that TfL will now meet us and the neighbouring highway authorities to agree a way forward.

2.13 Of the 14 Quietways consulted on, four (4) have been completed or are nearing completion:

- Quietway Link Hyde Park to Belgravia – completed in 2017
- Quietway Link Hyde Park to Quietway 2 – completed in 2018
- Quietway 1, Bloomsbury to Southbank – completed in 2018
- Quietway 2, Bayswater to Edgware Road – currently under construction and due for completion in early 2019

Two (2) more Quietways have received approval:

- Quietway Bayswater to Edgware Road is nearing completion with final works being undertaken in Sussex Gardens ahead of resurfacing and high friction surfacing. Completion will be in December 2018, subject to conducive weather.
- Quietway Edgware Road to Fitzrovia Traffic Order Consultation was completed in summer 2018 and works are expected to commence on site in January 2019.

## **Public Realm Schemes**

2.14 The major public realm schemes are progressing on time and on budget. Works at New Bond Street are progressing well and Baker Street Two Way is due completion and switch over in Spring 2019. Work has been initiated on Phase 1 of



the Oxford Street District programme in advance of the opening of Crossrail. The public realm programme continues to deliver, major public realm schemes, developer schemes, local safety schemes and the Local Implementation Plan TfL funded programme.

### **3. Parking**

- 3.1 The consultation re the City-wide expansion of the diesel surcharge ended on 12 September. Analysis of responses is currently being undertaken and will be collated into a report to help inform the future direction of the scheme.
- 3.2 The new flexible car sharing contract with Zipcar (UK) Ltd has been bedding in. Zipcar launched in July and concerns about vehicles clustering in the West End have proved unfounded. Drive Now will introduce their flexible car sharing service at the start of November, having experienced delays in the delivery of their vehicles, preventing them from mobilising over the summer as planned, alongside Zipcar. However, considering the service is brandnew to the borough and that there have been concerns about the impact of flexible car sharing on our highways, this has allowed us to review the impacts from a smaller fleet.
- 3.3 The OLS online suspensions application tool, developed in conjunction with the London Borough of Camden, has been rolled out to internal users with Conways self-booking suspensions from 1 October. It is anticipated that this facility will be extended to WSP in November and then to other internal customers, such as WCC City Promotions, Events & Filming. The release of the full system, with total customer self-serve capability, is scheduled for early 2019.
- 3.4 Kerbside permission fees and charges (suspensions, yellow line dispensations etc) increased from 17 September. Charges increased by 4.3% to reflect inflationary increases since the last increase in 2015. In addition, zone B and G suspension charges converted to the premium charging banding which already

applied to E and F zones. LJUG charges did not increase. Separately, a new concessionary suspension charging rate was agreed for broadband connection service providers to continue to promote the installation of broadband throughout the borough as part of the Council's 'Connect Westminster' initiative.

- 3.5. The workstream to introduce traffic orders on Westminster's housing estate land to enable enforcement of the parking restrictions continues, although the Council's decision to bring City West Homes back in-house has created a degree of uncertainty which must now be overcome. The Council have therefore commissioned a project assurance activity to help inform the future direction of the workstream.
- 3.6. Management of the unauthorised suspensions service transferred to NSL from 1 September, although the Council continues to monitor and quality assure the remodelled operation. An unauthorised suspension may be where a booked suspension over-runs, where more space is taken than has been booked or where on-street space is taken without a necessary suspension having been booked. Where identified, investigatory work is undertaken and, wherever possible, payment is then pursued retrospectively.

### **Electric Vehicles**

- 3.7. There are currently 206 Electric Vehicle (EV) on-street charging points: 97 of these are in dedicated EV-only bays, 44 in dedicated car club bays, and a further 65 retrofitted into lamp columns.
- 3.8. Westminster continues to expand the lamp column charging option for residents and has secured £300,000 in funding through the Go Ultra Low Cities Scheme (GULCS) for resident's charging. The roll out to date has been funded by TfL LIP funding and this will pay for approximately 100 points, with plans to introduce a further 150. The service is currently being trialled although we intend to complete a procurement exercise through the GULCS framework by Christmas.


- 3.9. Using the TfL framework for rapid chargers in taxi rest ranks, the City Council has procured a contract with ESB to supply ten rapid chargers at six taxi rest ranks throughout the City to complement the transition of the black taxi fleet to zero emission capability. The framework will allow us to further transition rest ranks in the City and also to procure rapid chargers for public availability too.
- 3.10. City Highways is in the process of completing a strategy for EV charging for Westminster that considers the needs of EV drivers in the City, both residential and commercial, and how the City Council can best ensure that sufficient charging infrastructure is in place to encourage transition from petrol and diesel to electric. The strategy is constructed from a number of sources including the survey that was issued over the summer and will be issued in November. This will be immediately followed by a proposal to the Cabinet Member for the next steps for expansion over the coming year.

#### **4. Waste and Parks**

- 4.1. Westminster City Council parks and gardens have been awarded Gold standard in the majority of the locations entered for the London in Bloom competition; this has resulted in the award of Borough of the Year for the second year running.
- 4.2. All hanging baskets across the City have now been changed for winter baskets which will remain in place until May 2019.
- 4.3. The two major events in the parks have now finished; Berkeley Square has now been returned to high quality landscape following a complete re-turfing carried out in under five days. Victoria Embankment garden has started reinstatement following the BFI event which saw the construction of a 600-seater outdoor cinema. As part of the reinstatement new large flower beds are being redesigned to maximise the visual impression in the garden.
- 4.4. The month-long event “Christmas Fair” at Leicester Square has started construction.

4.5. The ribbon planting forming the boundary around Leicester Square has been completely redesigned with new sustainable planting and re-profiling of the planting beds; this has been in partnership with HOLBA who also contributed substantially financially.

4.6. Over the next 4-6 weeks we expect to clear about 1000 tonnes of leaves from our streets, in addition to the usual levels of litter and detritus. From Monday 5th November we will therefore be implementing the Leafing Plan. This involves deploying extra sweepers in tree-lined streets with very wide pavements and tasking sweepers to begin working in pairs in some areas. This will mean some streets are swept less frequently than usual but two sweepers working together is by far the most effective way to clear large quantities of leaves and maintain safe streets. We will also be deploying extra vehicles to remove the green bags of collected leaves (about 50,000 extra bags per week) but some bags may remain on street corners for longer than normal during the rest of the year.



4.7. Westminster carries out more than one million waste and recycling collections per week. As shown in the above graph, refuse complaints were down in September

against the same month last year, for the third month in a row. A total of 51 fewer complaints were made in month, against September 2017. The reason for this decrease in complaints is possibly due to an increased focus from the waste team in resolving longer-term issues, making use of a new complaints analysis system called Power BI.

Tim Mitchell 8 November 2018